

UKULELE

with TUI & MAILE



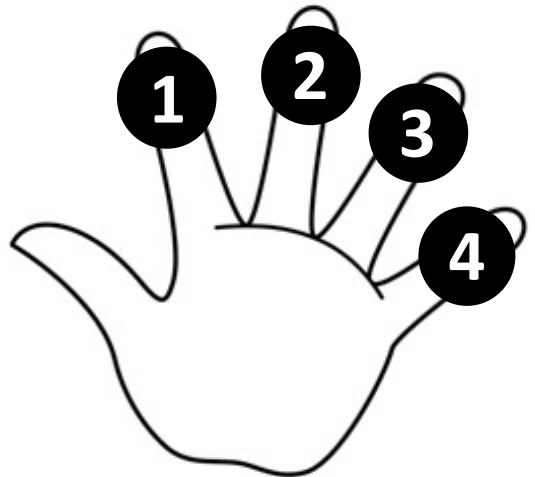
ISLAND PRINCESS
2024

Let's Practice Ukulele

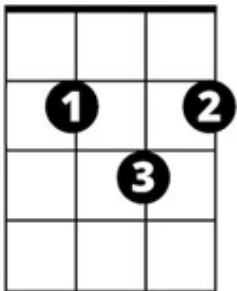
Fingering & Chords

For all chords and notes, the fingers of the left hand are numbered this way. (See diagram on right.) Make sure you get a clean sound. If a note sounds muffled or fuzzy, it is because you are not pressing down onto the fretboard fully.

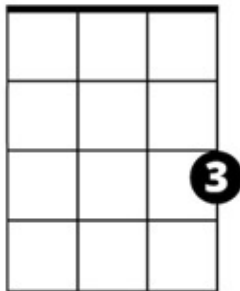
If this happens, build the chord by putting one finger down at a time making sure it sounds clean, then the next and so on.



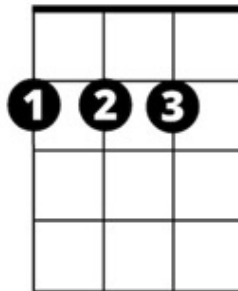
G



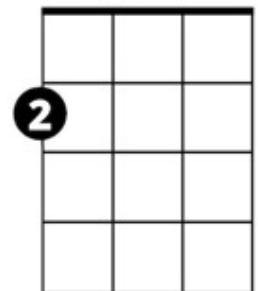
C



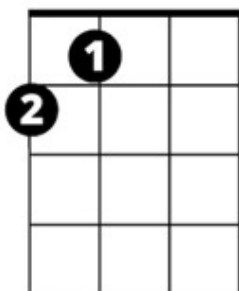
D



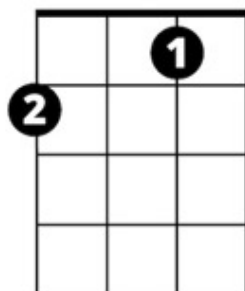
A^m



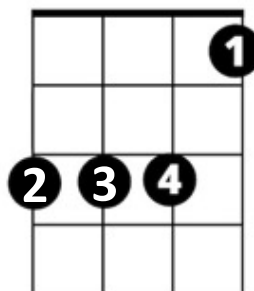
A



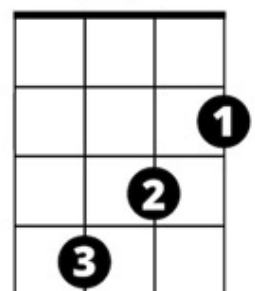
F



E




E^m

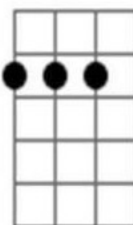


BASIC UKULELE CHORDS

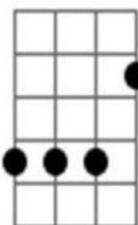
C



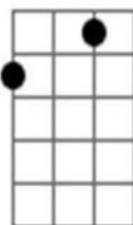
D



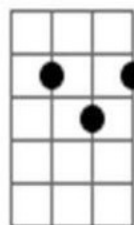
E



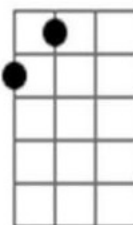
F



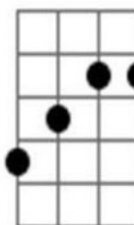
G



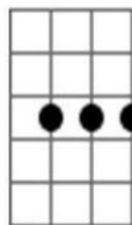
A



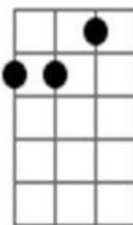
B



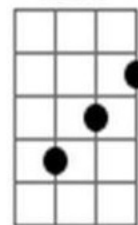
Cm



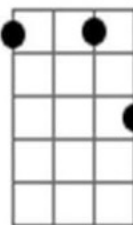
Dm



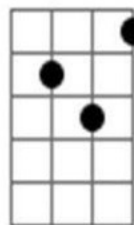
Em



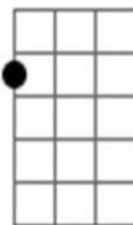
Fm



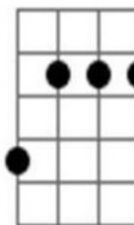
Gm




Am



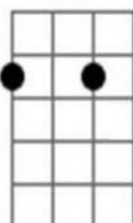
Bm



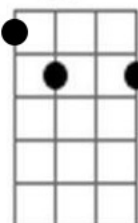
C7



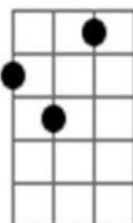
D7



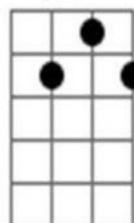
E7



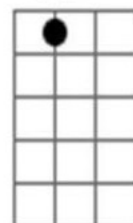
F7



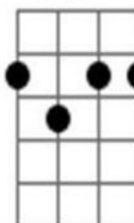
G7




A7



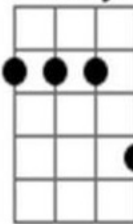
B7



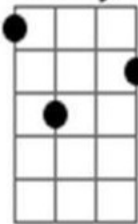
Cmaj7



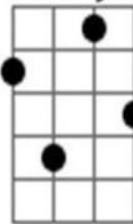
Dmaj7



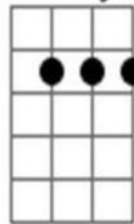
Emaj7



Fmaj7



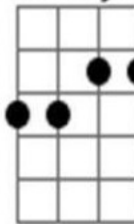
Gmaj7



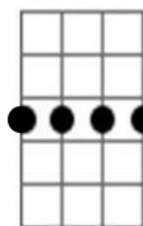
Amaj7



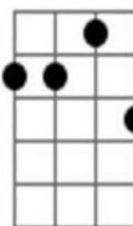
Bmaj7



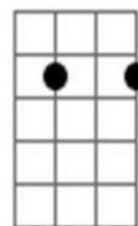
Cm7



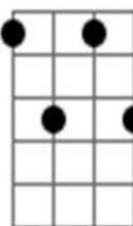
Dm7



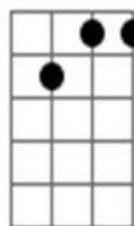
Em7



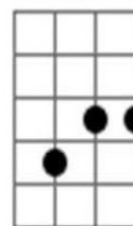
Fm7



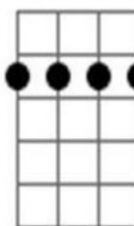
Gm7



Am7



Bm7



HE'S GOT THE WHOLE WORLD IN HIS HANDS

INTRO: C (16)

C

He's got the whole world in his hands

G7

He's got the whole wide world in his hands

C

He's got the whole world in his hands

G7

C

He's got the whole world in his hands

C

He's got the little bitty baby in his hands

G7

He's got the little bitty baby in his hands

C

He's got the little bitty baby in his hands

G7

C

He's got the whole world in his hands

C

He's got you and me brother, in his hands

G7

He's got you and me sister, in his hands

C

He's got you and me brother, in his hands

G7

C



He's got the whole world in his hands

(Repeat from top)

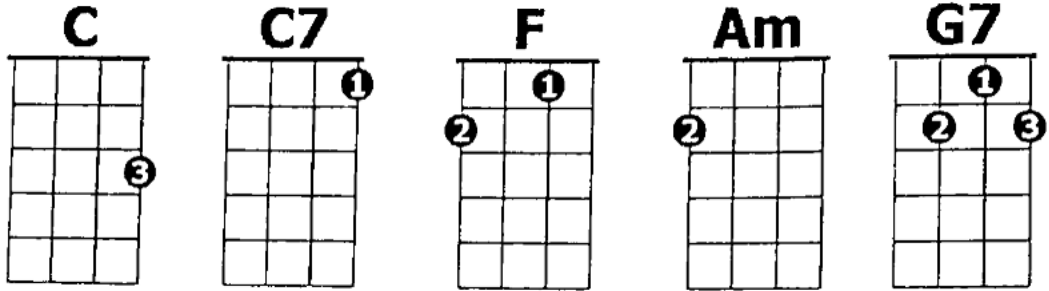
G7

C

(Ending) - He's got the whole world in his hands (2X)



YOU ARE MY SUNSHINE



Intro: C (16)

C (8)

C7 (8)

You are my sunshine, my only sunshine

F (8)

C (4) C7 (4)

You make me happy, when skies are gray

F (8)

C (4) Am (4)

You'll never know dear, how much I love you

C (4)

G7 (4)

C (4)

Pease don't take my sunshine away...

Play G7 (4) for repeat - (3X)

WHEN THE SAINTS GO MARCHING IN

Intro: C (16)

When (C) the saints, go marching in
Oh when the saints go marching (G7) in
Oh Lord I (C) want to (C7) be in that (F) number
When the (C) saints go (G7) marching in (C)

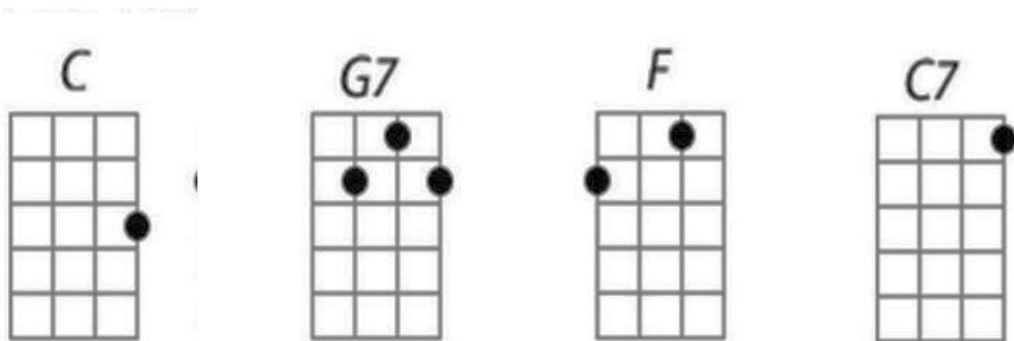
Oh when the band begins to play etc.

Oh when the sun begins to shine etc.

Oh when the kids begin to dance etc.

Oh when the trumpet sounds its call etc.

Oh when the saints, go marching in etc.



ALL MY LOVING - Key: C

Intro: Dm G7 C Am F G7 C

Close your eyes and I'll kiss you

tomorrow I'll miss you

remember I'll always be true.

And then while I'm away

I'll write home every day,

and I'll send all my loving to you.

Chorus:

All my loving - I will send to you

All my loving, Darling I'll be true.

I'll pretend that I'm kissing

the lips I am missing

and hope that my dreams will come true

And then while I'm away

I'll write home every day,

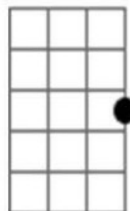
and I'll send all my loving to you.

Chorus:

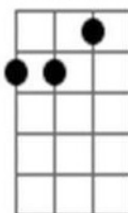
Repeat from top

Chorus 2X

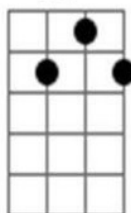
C



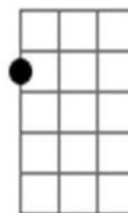
Dm



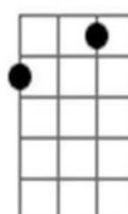
G7



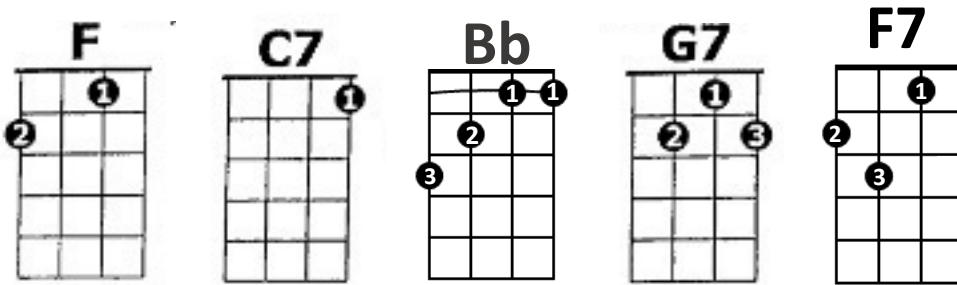
Am



F



TINY BUBBLES



Intro: F (4) C7 (4) F (8)

F (8) C7 (16)

Tiny Bubbles... in the wine

F (12)

Makes me happy, makes me feel fine

F7 (4) Bb (8)

Tiny Bubbles, makes me warm all over

F (4) C7 (4) F (4) F7 (4)

With the feeling that I'm going to love you 'til the end of time

Bb (8)

So, here's to golden moon

F (8)

And here's to the silvery sea

G7 (8) C7 (8)

But mostly here's a toast to you and me

F (8) C7 (16)

Tiny Bubbles... in the wine

F (12)

Makes me happy, makes me feel fine

F7 (4) Bb (8)

Tiny Bubbles, makes me warm all over

F (4) C7 (4) F (8)

With the feeling that I'm going to love you 'til the end of time. *(from the top)*

(2nd time repeat last line 3X and hold C7 for 12)

AMAZING GRACE

Words by John Newton - Music adapted by Edwin O Excell

Intro: C (16)

C C7 F C
Amazing Grace how sweet the sound

Am D7 G7

That saved a wretch like me

C C7 F C
I once was lost but now I'm found

Am G7 F C

Was blind but now I see

C C7 F C
'Twas grace that taught my heart to fear

Am D7 G7

And grace my fears relieved

C C7 F C
How precious did that grace appear

Am G7 F C

The hour I first believed.

C C7 F C
When we've been there ten thousand years

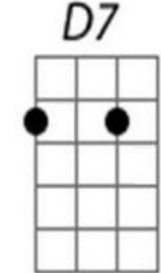
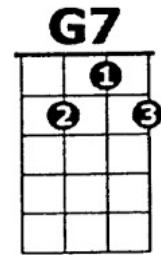
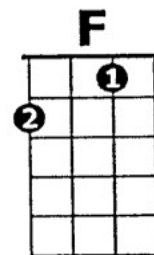
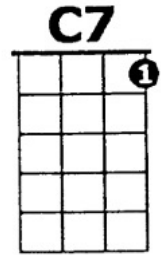
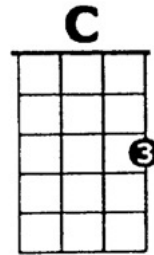
Am D7 G7

Bright shining as the sun

C C7 F C
We've no less days to sing God's praise

Am G7 F C

Than when we first begun



ACHY BREAKY HEART (F)


Intro: F (16)

(F) You can tell the world, You know there was no girl
You can burn my clothes when I am (C7) gone
Or you can tell your friends, Just what a fool I've been
And laugh and joke about me on the (F) phone

(F) You can tell my arms, Go back into the farm
You can tell my feet to hit the (C7) floor
Or you can tell my lips, To tell my fingertips
They won't be reaching out for you no (F) more



(F) But don't tell my heart, My achy breaky heart
I just don't think - it'd under (C7) stand
And if you tell my heart, My achy breaky heart
He might blow up and kill this (F) man



(F) You can tell your maw, I moved to Arkansas
You can tell your dog to bite my (C7) leg
Or tell your brother Cliff, Who's fist can tell my lip
He never really liked me any (F) way

(F) Go tell your aunt Louise, Tell anything you please
Myself already knows I'm not (C7) okay
Or you can tell my eye, Watch out for my mind
It might be walkin' out on me one (F) day

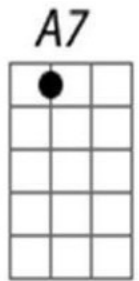
(Repeat verse 3)

(F) But don't tell my heart, My achy breaky heart

HUKILAU

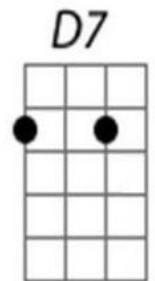
Intro: A7, D7, G (Vamp-Kaholo)

^G
Oh, were going to a hukilau,
^{D7}
A huki, a huki a hukilau



Everybody loves the hukilau

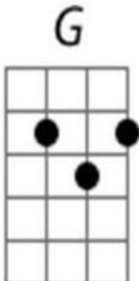
^G
Where the laulau and the kaukau make a big luau
^{E7}



We'll throw our nets out into the sea

^{A7}
And all the ama ama comes swimming to me

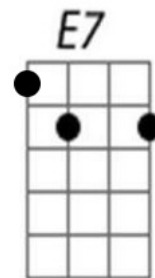
^G ^{E7} ^{A7} ^{D7} ^G
Oh we're going to a hukilau, a huki, huki, hukilau



(last time repeat Huki Huki Huki.....lau)

^G
What a wonderful day for fishing

^{D7}
The old Hawaiian Way



All the hukilau nets go swishing

^{A7} ^{D7}
Down the old Laie bay

^{A7} ^{D7} ^G
- (Repeat 3X – End with Huki huki huki 3X Lau)

JAMBALAYA *(On the Bayou)*

Hank Williams Sr. 1952 [C]

Intro: C (16)

Goodbye, Joe, me gotta go, me oh my [G7] oh.
Me gotta go, pole the pirogue down the [C] bayou.
My Yvonne, the sweetest one, me oh [G7] my oh.
Son of a gun, we'll have big fun on the [C] bayou.

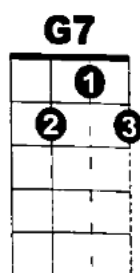
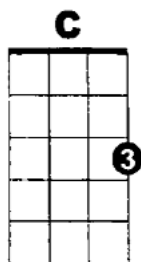
Jambalaya and a crawfish pie and a fillet [G7] gumbo
Cause tonight I'm gonna see my -ma chaz ami- [C] o.
Pick guitar, fill fruit jar and be [G7] gayo,
Son of a gun, we'll have big fun on the [C] bayou.

Thibodaux, Fontaineaux, the place is [G7] buzzin',
Kinfolk come to see Yvonne by the [C] dozen.
We dress in style and go hog wild, me oh [G7] my oh.
Son of a gun, we'll have big fun on the [C] bayou.

Repeat 2 verses from top... *and end with...*

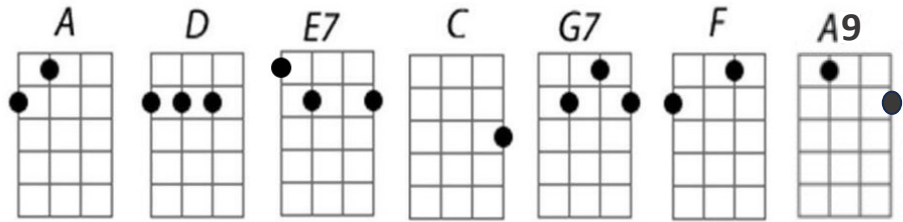
Son of a gun, we'll have big fun on the [C] bayou.

Son of a gun, we'll have big fun on the [C] bayou.



KING OF THE ROAD – Roger Miller

INTRO:
A, D, E7, A
A, D, E7, E7



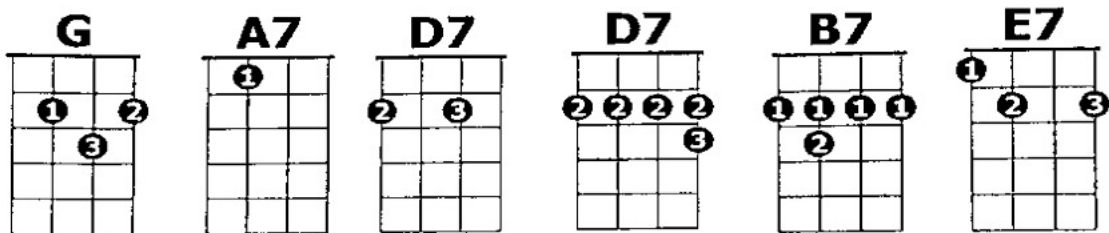
A D E7 A
Trailer for sale or rent, rooms to let fifty cents,
A D E7 A
No phone, no pool, no pets. I ain't got no cigarettes. Ah but...
A D E7 A
Two hours of pushing broom, buys an eight by twelve, four-bit room.
A A9 D E7 A
I'm a man of means, by no means, King of the Road.

A D E7 A
Third boxcar, midnight train, destination Bangor, Maine.
A D E7
Old worn-out clothes and shoes... I don't pay no union dues.
 A D E7 A
I smoke... old stogies I have found, short but not too big around.
A A9 D E7 A
I'm a man of means by no means, King of the Road.

 A D
Bridge: I know every engineer on every train,
E7 A
All of their children and all of their names.
 A D
And every handout in every town
 E7 A
And every lock that ain't locked when no one's around... I sing,

(Repeat from the top)

LITTLE GRASS SHACK



Intro: **G(8) A7(2) D7(2) G(4) A7(2) D7(2) G(2) D7(2)**

G(8)

A7(8)

I want to go back to my little grass shack in Ke'ala'ke'kuah Hawai'i

D7(8)

G(8)

I want to be with all the kane and wahine that I used to know

B7(8)

E7(8)

I can hear the old guitars playing on the beach at Ho'o'nau'nau

A7(8)

D7(8)

I can hear the old Hawaiians saying: "e komo mai no kaua i ka hale welikahau"

G(8)

A7(8)

It won't be long 'till my ship goes sailing into Kona

D7(8)

B7(8)

It's a grand old place that's always fair to see

E7(8)

I'm just a little Hawaiian and a homesick island boy

A7(8)

I want to go back to my fish and poi

G(8)

A7(8)

I want to go back to my little grass shack in Ke'ala'ke'kuah Hawai'i

D7(8)

G(8)

Where the humu'humu'nuku'nuku'apua'a go swimming by

D7(8)

G(4) (D7 4 and repeat)

Where the humu'humu'nuku'nuku'apua'a go swimming by

COUNTRY ROAD

Intro: A (16)

A Gbm
Almost heaven, West Virginia
E Gbm. A
Blue Ridge Mountains, Shenandoah river
A Gbm
Life is old there, older than the trees
E D A
Younger than the mountains, blowing like a breeze

(Chorus)

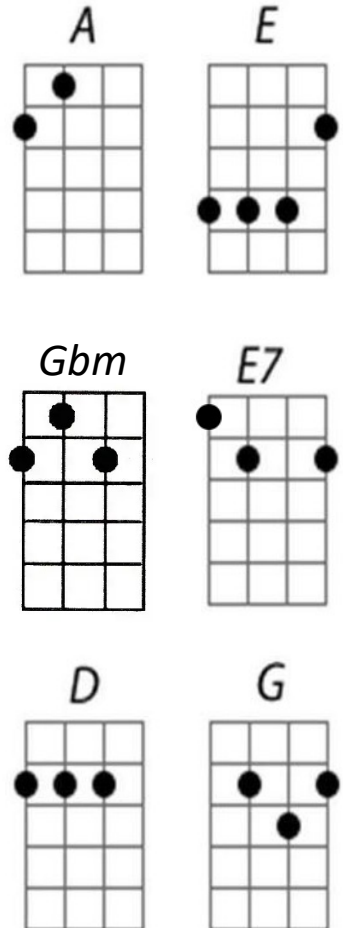
A E Gbm D
Country roads, take me home to the place I be-long
A E
West Virginia, mountain mama
D A
Take Me Home country roads

A Gbm
All my memories, gather round her
E D A
Miner's daughter, stranger to blue water
A Gbm
Dark and dusty, painted on the sky
E D A
Misty taste of moonshine, teardrop in my eye

(Chorus)

Gbm E A
I hear her voice in the morning hours she calls me
D A E
The radio reminds me of my home far away
Gbm G D
And driving down the road I get a feeling
A E E7
That I should have been home yesterday, yesterday.

(Chorus)



YELLOW BIRD

INTRO: C (16)

C G7 C
Yellow bird, up high in banana tree.

C G7 C C7
Yellow bird, you sit all alone like me

F C
Did your lady friend leave the nest again?

G7 C C7
That is very bad, Makes me feel so sad

F C
You can fly away, In the sky away

G7 C G7
You more lucky than me.

C F
I also have pretty girl

G7 C
she not with me today

C F
They all the same, those pretty girls

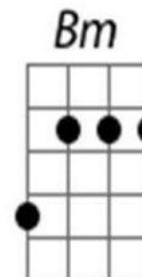

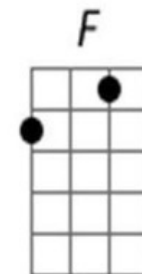
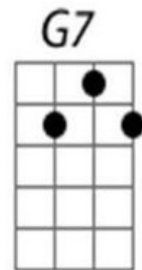
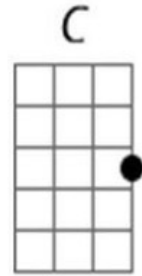
G7 C G7
Make 'em the nest. Then they fly away.

Yellow bird, up high in banana tree.
Yellow bird, you sit all alone like me.
Better fly away, In the sky away,
Picker coming soon, Pick from night to noon.
Black and yellow you, Like banana too
They may pick you some day.

Wish that I was a yellow bird,
I fly away with you.
But I am not a yellow bird
So here I sit, nothing else to do.

(Repeat first verse and end with line below)

C B C
Yellow bird, yellow bird....yelloooow bird.



PEARLY SHELLS

Intro: C7 F C7 F

F

Pearly Shells, from the ocean

Bb

G7 C7

Shinning in the sun, covering the shore

F

Bb

When I see them, my heart tells me I love you

F

C7

F

More then all those little pearly shells

C7

For every grain of sand upon the beach

F

I've got a kiss for you

C7

And I've got more left over for each star that

G7

C7

twinkles in the blue

Repeat Verse 1

F

Pu'u pu'u, (ao ewa)

I ka nuku (na kanaka)

Bb

E lawe mai (a e ike)

G7 C7

Ika mea ho (o ka'aina)

F

Ahe aina (ua kau lana)

Bb

Maina kupuna mai

F

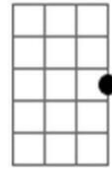
C7

F

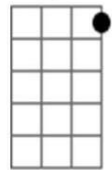
Ala hula pu'uloa he ala hele no ka'au pahau

Repeat Verse 1 and end - More then all those little pearly shells (3x)

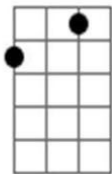
C



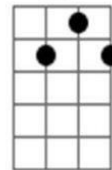
C7



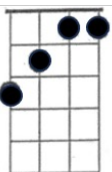
F



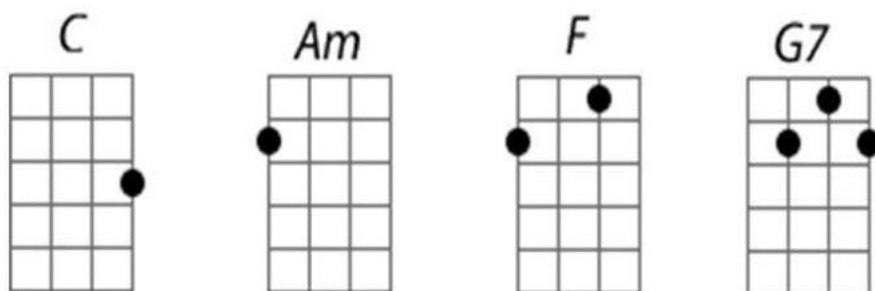
G7



Bb



OCTOPUS GARDEN



Intro: C (16)

C (8) Am (8)
I'd like to be under the sea

F (8) G7 (8)
In an octopus' garden in the shade

C (8) Am (8)
He'd let us in, knows where we've been

F (4) C (4) G7 (8)
In his octopus' garden in the shade

Am (16)
I'd ask my friends to come and see

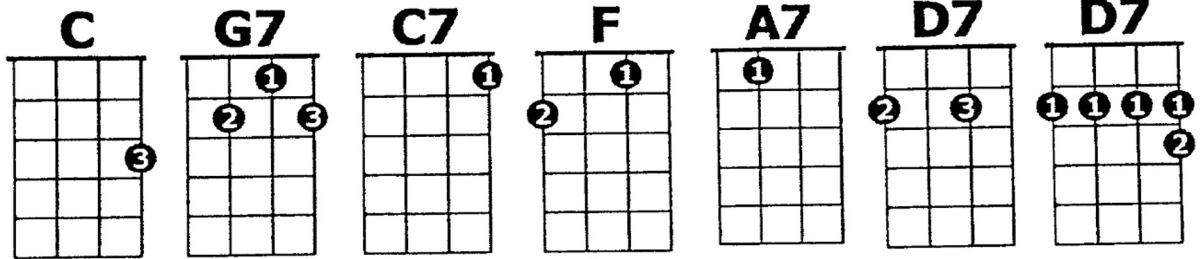
F (8) G7 (8)
an octopus's garden with me

C (8) Am (8)
I'd like to be under the sea

F (4) G7 (4) C (8)
In an octopus's garden in the shade

Let's Play **BILL BAILEY**

Key: C



Intro: C (16)

C (24)

Won't you come home Bill Bailey? Won't you come home?

G7 (32)

I moaned the whole night long

I'll do the cooking honey, I'll pay the rent

C (24)

I know I done you wrong

Remember that rainy evening, I threw you out

C7 (4)

F (8)

With nothing but a fine tooth comb

F (8)

C (4)

A7 (4)

I know I'm to blame. Now 'aint that a shame

D7 (4)

G7 (4)

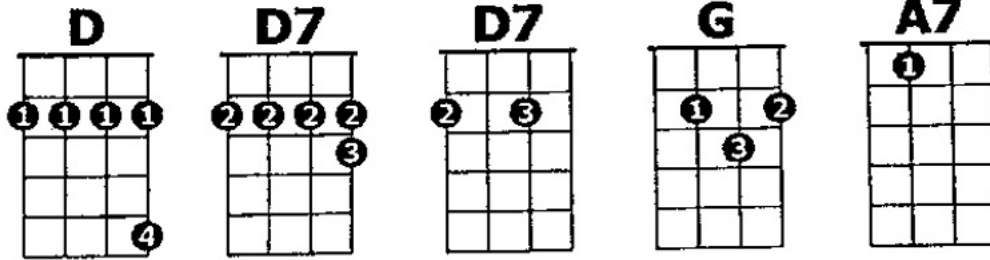
C (4)

Bill Bailey, won't you please come home

G7 (4) for repeat

Ending C (12)

ALOHA OE



Intro - G (8) D (8) A7 (8) D (6 and stop)
D (2) D7 (2) G (4) D (8)

Ha'aheo ka ua I na pali

A7 (16)

Ke nihi a'ela I ka **nahele**

D (2) D7 (2) G (4) D (8)

E Hahai ana paha I ka liko

G (4) A7 (4) D (4) D7 (4)

Pua `ahihi lehua o uka

(Chorus)

G (8) D (8)

Aloha `oe, aloha `oe

A7 (8) D (4) D7 (4)

E Ke onaona noho I ka lipo

G (8) D (8)

A fond embrace a ho'i a'e au,

A7 (8) D (6 and stop)

Until we meet again

Repeat song 2x....second time repeat last line three times (no stop)

Written in 1878
 by Liliuokalani
 Princess of the
 Hawaiian
 Kingdom who
 eventually
 became the
 Queen

Humuhumunukunukuapua'a Ukulele Club

TRANSPOSE KEY CHART

This chart is intended as an aid in transposing. For example, if you are transposing from A to C, use the A row (row 1) to identify the chord, and then go down to the C row (row 4) to find the transposed chord.

Example: A C#7 F#m Em D7 Eb

 C E7 Am Gm F7 F#

Key	1	2	3	4	5	6	7	8	9	10	11	12
1	A	Bb	B	C	C#	D	Eb	E	F	F#	G	Ab
2	Bb	B	C	C#	D	Eb	E	F	F#	G	Ab	A
3	B	C	C#	D	Eb	E	F	F#	G	Ab	A	Bb
4	C	C#	D	Eb	E	F	F#	G	Ab	A	Bb	B
5	C#	D	Eb	E	F	F#	G	Ab	A	Bb	B	C
6	D	Eb	E	F	F#	G	Ab	A	Bb	B	C	C#
7	Eb	E	F	F#	G	Ab	A	Bb	B	C	C#	D
8	E	F	F#	G	Ab	A	Bb	B	C	C#	D	Eb
9	F	F#	G	Ab	A	Bb	B	C	C#	D	Eb	E
10	F#	G	Ab	A	Bb	B	C	C#	D	Eb	E	F
11	G	Ab	A	Bb	B	C	C#	D	Eb	E	F	F#
12	Ab	A	Bb	B	C	C#	D	Eb	E	F	F#	G